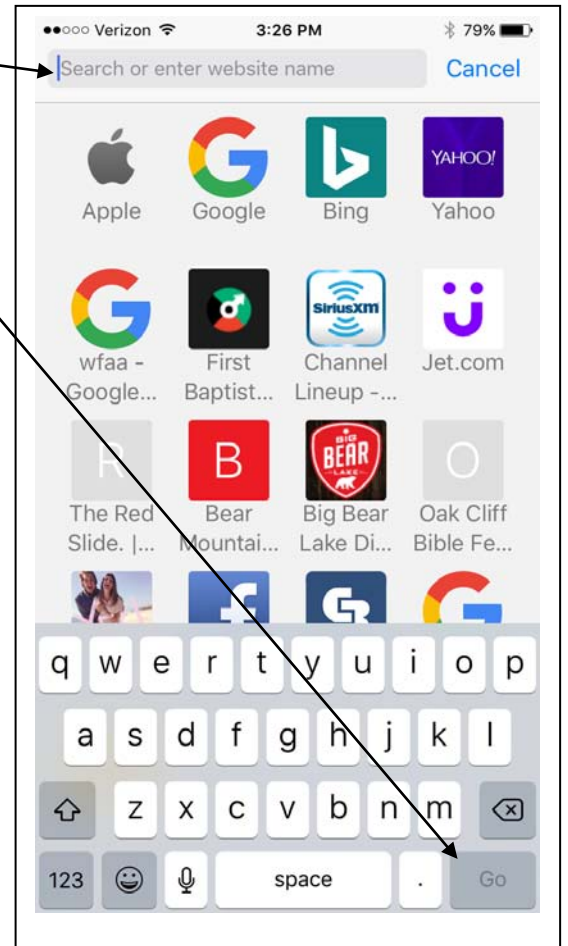
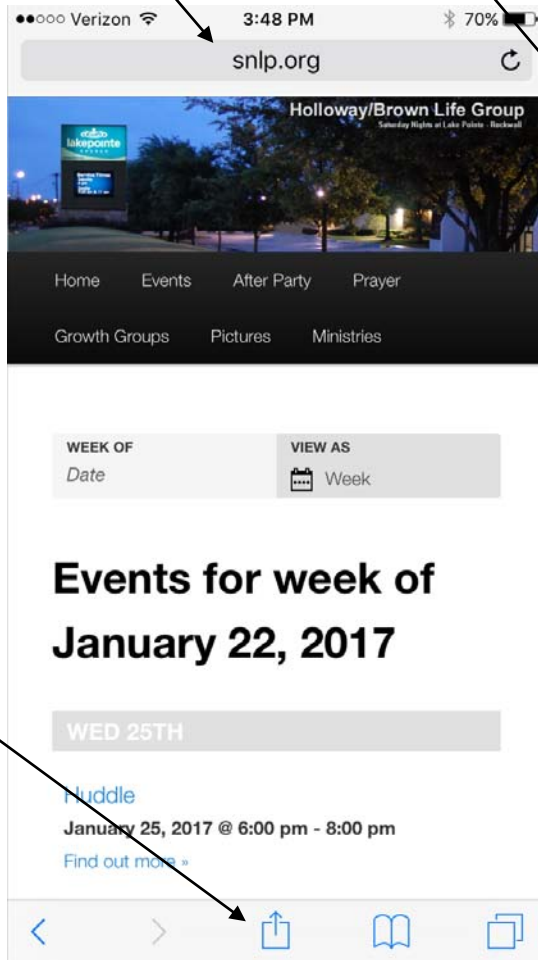


# APPLE

Adding the Weekly Events to your iPhone.  
(these events change every week)

1. Open your Safari and enter the Life Group URL at the top.  
Enter: [www.snlp.org/events/week](http://www.snlp.org/events/week) - then press go

2. Here is the screen you will get.

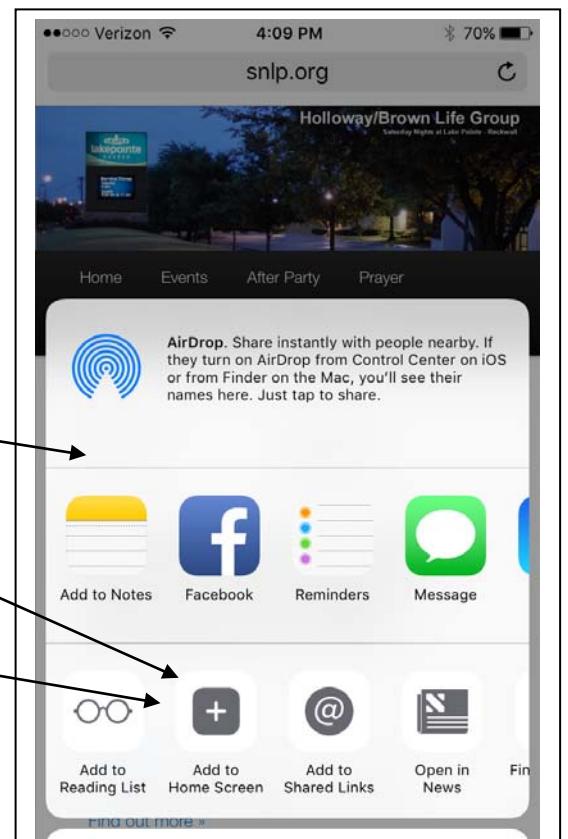


3. Tap the up-arrow.

4. Here is the screen you will get.

5. Scroll over till you see the "+ Add to Home Screen"

6. Tap the + sign.



7. Here's the screen you will get...

8. Tap here to delete the existing data, and enter the words, "Weekly Events"

9. Tap on "Add".

10. You are Finished. You will have an icon on one of your Home Screens.

11. Tap the icon to get the Weekly Events.

