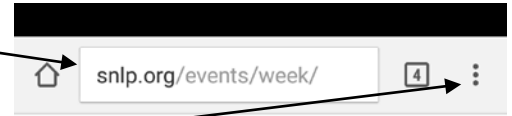


# ANDROID

Adding the Weekly Events to your Android.  
(these events change every week)

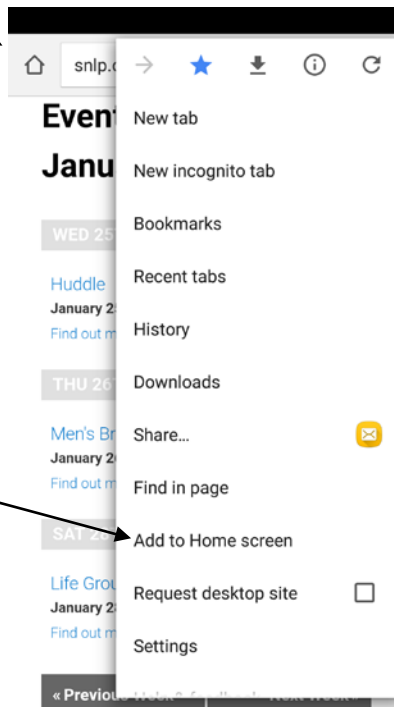
1. Open your browser and enter the Life Group URL at the top.  
Enter: [www.snlp.org/events/week](http://www.snlp.org/events/week) - then press go .  
You will get the Events screen as shown.



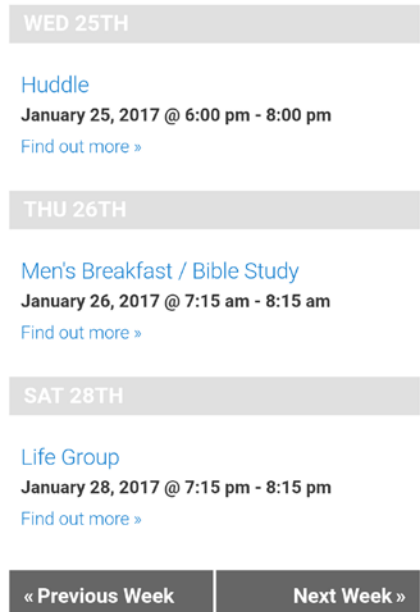
2. Tap on the "vertical dots" on the upper right.

## Events for week of January 22, 2017

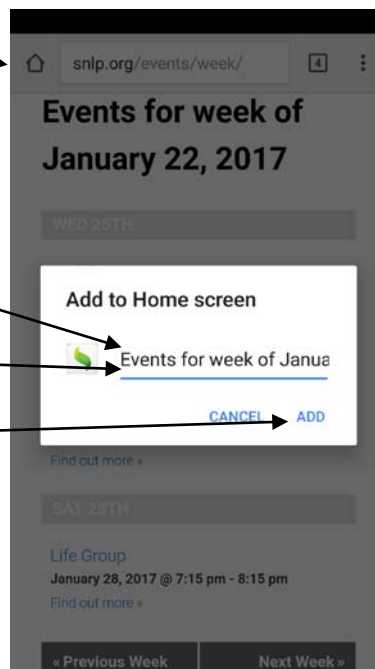
3. You should get this screen.



4. tap "Add to Home Screen"



5. You should get this screen.



6. Tap here and erase this information

8. Now, type in "Weekly Events"

9. Press "add".

10. You are Complete. You will have an icon named "Weekly Events" on one of your home screens.

11. Tap the icon and get the Weekly Events.